



Elsanek Hygienic Face Mask

Reusable 150



PROTECTION AND SAFETY

	UNE 0065:2020 (1)	CWA17553:2020 (2)
BACTERIAL BARRIER: Bacterial Filtration Efficiency (BFE):	93.38% ± 4.81% (EN14683) 0-5 washes	82% ± 3% (EN14683) after 50 washes
BREATHABILITY, DIFFERENTIAL PRESSURE (Pa/cm ²):	32.6 ± 1 (EN14683)	21.6 ± 1 (EN14683)

(1) Report number: 2020TM1670 / Certified by Control Body No. 0161 / www.aitex.es / info@aitex.es

(2) Report number: L/0073767-9 / AIJU Technological Institute for Children's Products & Leisure

- **ANTIFUNGAL** and **BACTERIOSTATIC** properties.
- **ANTISTATIC**: electrostatic dissipative fabric (EN 1149-3).
- **ANTACID** (EN 13034)

ECO-FRIENDLY

- **100% recyclable**: all its components can be recycled
- **Reusable**: does not generate waste

COMFORT

- **0% cotton**
- **0% hydrophilic fibres**
- Breathability
- 2 available sizes: ADULT and CHILD (from 4 years)

COST EFFECTIVENESS

- **Reusable**: high durability
- **Permanent** properties
- Fabric with **inherent** characteristics
- Low absorption and fast drying fabric (**savings in**

CUSTOMIZATION

- **MONOCHROME (black)**: online laser printing
- **UP TO 4 COLOURS**: transfer (check conditions)



Royal BLUE
+ BLUE/WHITE elastic

GREY
+ BLACK elastic

Sky BLUE
+ WHITE elastic

WHITE
+ BLACK elastic

BLACK
+ BLACK elastic

GREEN
+ WHITE elastic

INDIVIDUAL
HYGIENIC
PACKAGING
FLOWPACK
TYPE.



CUSTOMIZATION
OPTIONS

WASHING INSTRUCTIONS

Fabric: **Elsanek 150**
Composition: **Olefine - Antistatic**
Weight: **150 gr/m²**

For the garment to maintain 100% of its performance, it is essential to follow these washing recommendations. Olefine accepts any household detergent or multi-purpose sanitizer, including bleach.

We recommend manual washing and air-drying.



Wash in a protective washing bag



Wash between 40°C and 60°C



Allows for the use of bleach



Tumble dry:
recommended 40°C. Maximum duration: 5 minutes
at low temperature



Do not iron

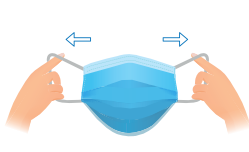
INSTRUCTIONS FOR USE

WARNING: this device is not a medical device within the meaning of Directive 93/42 or Regulation EU / 2017/745, nor is it a personal protective equipment within the meaning of Regulation EU / 2016/425

How to put on the mask



Before putting on a mask, **wash your hands** with a hydro-alcoholic disinfectant or soap and water.

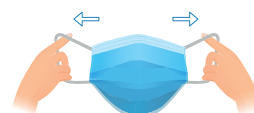


ALWAYS use the rubber bands when making contact with the mask, do not touch the fabric surface.



Make sure your mouth and nose are covered by the mask and that there are no gaps between your face and the mask. Supervise the placement, use and removal of the mask for minors.

How to remove and dispose of the mask




Likewise, avoid touching the **OUTER** textile parts of the mask. **Pull the rubber bands from behind** to remove the mask.



Set the fold with rubber bands and **wash according to recommended instructions.** **We recommend manual washing and air-drying.**

Tips for using the mask

- For reasons of comfort and hygiene, it is recommended **not to use the mask for a time greater than 4 hours.**
- The mask should be **washed every time** it gets dirty, damp or cannot be placed correctly on the face.
- The mask should not be used if it is dirty or wet.
- In the event that it is to be temporarily stored, **contact with any surface should be avoided.**
- It should also not be placed in a **waiting position** on the forehead or under the chin during and after each use.



Fold the mask in two halves, **only touch the INTERIOR textile part, never the EXTERIOR.**



Wash your hands again with a disinfectant based on a hydro-alcoholic solution or with soap and water, whenever you touch it.